

[more]



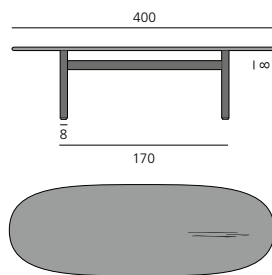
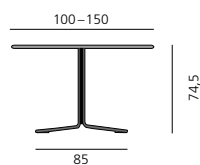
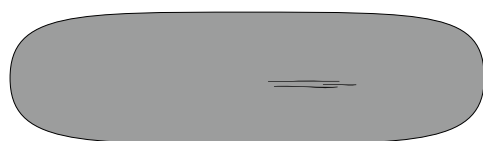
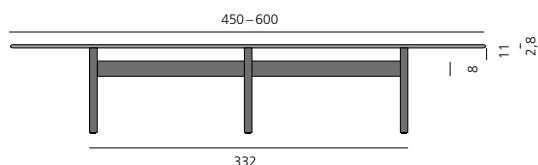
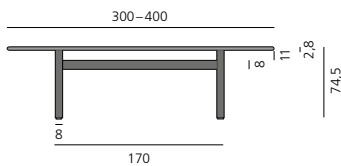
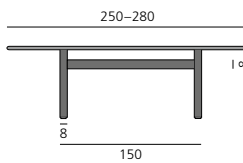
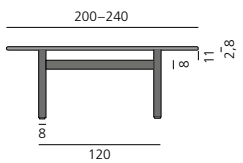
MOUNT TISCH / TABLE

DESIGN: GIL COSTE, 2007 / 2016


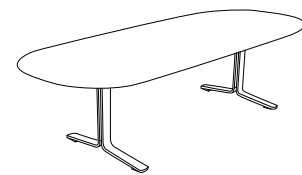
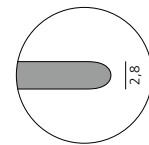
Brettverleimte, durchlaufende Massivholzplatte. Plattenstärke: 2,8 cm.
Oberfläche geölt und gewachst oder matt lackiert, siehe Holzmuster.
Gestell: Stahl, anthrazitfarben pulverbeschichtet, mit Holzeinlage
entsprechend der Tischoberfläche. Tischhöhe: 74,5 cm.

Tabletop made from glued and laminated solid wood. Top thickness: 2,8 cm. Surface oiled and waxed or matt lacquered, see wood samples. Steel frame anthracite powder-coated with a wooden inlay corresponding to the tabletop. Table height: 74,5 cm.

MOUNT oval, Maserung längslaufend
MOUNT oval, grain lengthwise



Plattenquerschnitt
Cross-section tabletop

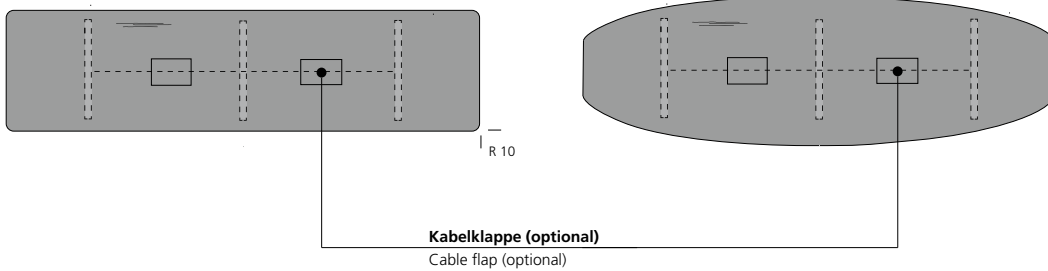


[more]



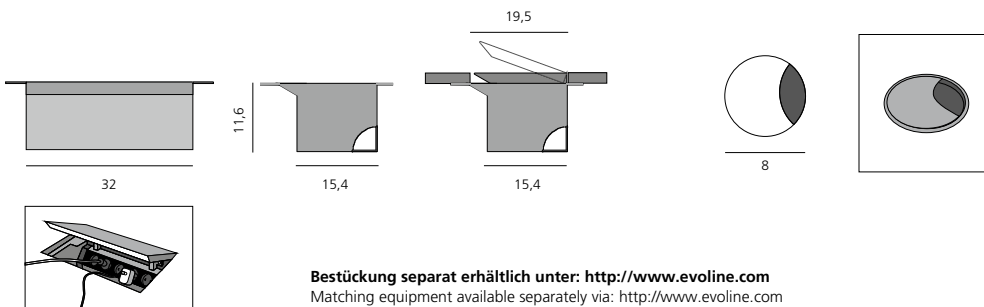
MOUNT rechteckig
Mount rectangular

MOUNT in Bootsform
MOUNT boat shaped



Kabelklappe
Cable flap

Kabeldurchführung
Grommet



Bestückung separat erhältlich unter: <http://www.evoline.com>
Matching equipment available separately via: <http://www.evoline.com>