

[more]



TORO BETT / BED

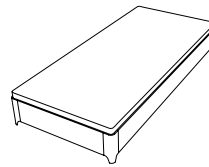
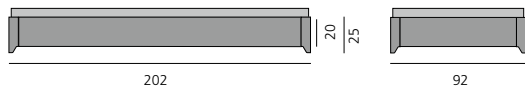
DESIGN: GIL COSTE, 2012

Bettrahmen aus Aluminium eloxiert mit Kunststoffgleitern.
 Kopfteil: Aluminiumblech mit Schaumstoffpolster, Bezug abnehmbar.
 Bett wird ohne Lattenrost und Matratze geliefert.
 Max. Höhe Lattenrost + Matratze: 19,5 cm. Einlegetiefe: 12 cm.

*Bed frame made from anodized aluminum with plastic sliders.
 Headboard: aluminum core padded with foam, cover with fabric or
 leather, removable. Bed is supplied without slats and mattress.
 Max. height for mattress + slat: 19,5 cm. Mattress insertion depth: 12 cm.*

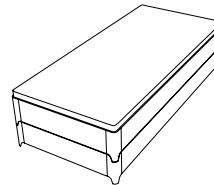
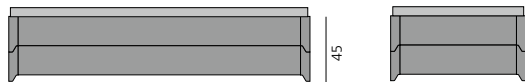
TORO Stapelliege, Einzelbett

TORO stacking bed, single bed



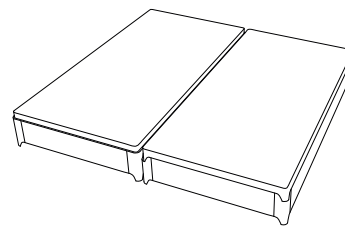
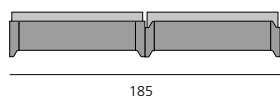
TORO Stapelliegen, Set

TORO stacking beds, set



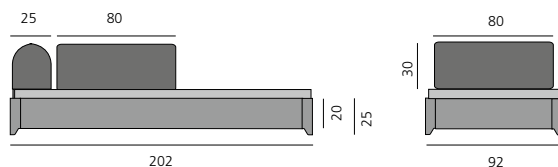
TORO Stapelliegen, nebeneinander

TORO stacking beds, side by side



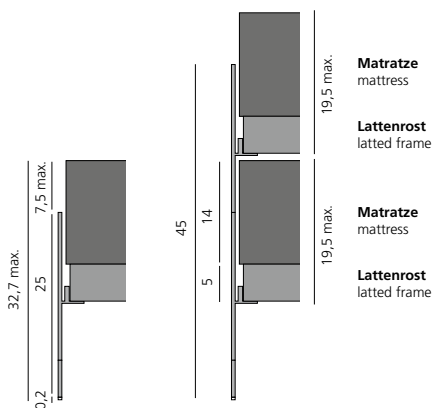
TORO Stapelliege mit steckbarem Kopfteil

TORO stacking bed with insertable headboard



Rahmen-Querschnitt mit Matratze und Lattenrost

Frame section with mattress and slatted frame



Rahmen, Einlegetiefe: 12 cm. Auflagerahmen: 2 cm
 Frame, Inlay depth: 12 cm. Bearing surface 2 cm all around.

